

THE CASTLE GROUP PRESENTS



ISLAND WALK BUSINESS WEEKLY



TO ACCESS IW BUSINESS
WEEKLY ON YOUR PHONE
SCAN QR CODE

17 April 2026



TABLE OF CONTENTS

Board Members & Liaisons	3
Castle Team Information	4
Committee Meetings	5
ROADS Project 2026	7
Landscape Committee	8
E-Bike Safety Information	10
Acc Guidance for Installing French Drain System	11
Acc Maintenance Tips – Downspout Drain Cleat	12
COMCAST Information	13
Latest Meetings Recording	14
Juniper Update	15
PO Information/ Juniper in-person meetings	17
Residential Curbside Collection	18
Yard Debris Pickup Schedule	19
Lawn Debris Do’s & Don’ts	20
Flyers	21
CONCUR Rep’s Info	24
Putting Green Newsletter	25

BOARD MEMBERS

President - Laurie McGrath - laurieiwbod@yahoo.com

Vice President - Bill Chisum - billchisum@comcast.net

Treasurer - Thomas Giles - tgilesiw@gmail.com

Secretary - Dan McDonald - dwmibod@gmail.com

Director - Gus Stuhldreher - gusstuhldreher5@gmail.com

Director - Louise Gallagher - louiseoniwboard@gmail.com

Join the Island Walk Compliance Committee

The Island Walk Compliance Committee is currently seeking volunteers to join the committee.

If you are interested in contributing to our community and getting involved, please reach out to

Harshil Patel at harshil.patel@castlegroup.com

We welcome and appreciate your interest!

CASTLE TEAM



Unparalleled Property Services

- **Billie Parker, General Manager** Billie.Parker@castlegroup.com
- **Janis Potter, Assistant General Manager**
Janis.potter@castlegroup.com
- **Kelly Daley, Office Administrator** KDaley@castlegroup.com
- **Harshil Patel, Covenants Manager**
Harshil.Patel@castlegroup.com
- **Rhonda McCaw, Administrative Assistant/Receptionist**
Rmccaw@castlegroup.com
- **Dion Erdek, Maintenance Supervisor** derdek@castlegroup.com
- **Shaun VanWhervin, Project Manager**
svanwhervin@castlegroup.com
- **Tony Williams, Maintenance Technician**
- **Eddy Gomez Alonso, Maintenance Technician**
- **Yisel Leal, Housekeeper**
- **Dayami Mendez Espiuosa, Housekeeper**
- **Donna Gigliello, Receiving Clerk**



(239) 513 - 0045



6155 Towncenter Cir, Ste 101, Naples, FL 34119

Monday - Friday 9:00am -1:00pm &

2:00pm - 5:00pm

Toll Free: (800) 337-5850



IslandWalkOffice@castlegroup.com

COMMITTEE MEETINGS



AMENITIES

QUARTERLY

ACC

**1st and 3rd Wednesdays
at 2:30 PM**

COMMUNICATIONS

Quarterly or as needed

COMPLIANCE

1st Thursday at 3:00 PM

ELECTIONS

Seasonal

FINANCE

4th Tuesdays at 10:30 AM

FITNESS

Quarterly

HEARINGS

4th Thursday at 3:00 PM

COMMITTEE MEETINGS



INFRASTRUCTURE

**2nd Friday of the Month
2:00 PM – 4:00 PM**

RACQUET SPORTS

**1st Thursday Every Month
5:30 PM**

LAKES

2nd Tuesdays at 10:30 AM

POOLS

Quarterly

LANDSCAPE

3rd Thursdays at 2:00 PM

CONCUR

3rd Saturday, as needed

**LIFESTYLE
ACTIVITIES**

1st Tuesdays at 11:00 AM

ISLAND WALK ROADS REPAVING PROJECT – 2026

Project Dates: April 27 – May 29, 2026
(Subject to change)

- 23 streets (Prescott through Jude Island)
- Work includes milling + 2 paving layers
- Streets close at 6:00 AM on work days

SCHEDULE:

Click to View <https://qrco.de/bgjZnq>

STREETS CLOSE AND RE-OPEN:

Click to view <https://qrco.de/bgjZnq>

IMPORTANT INFORMATION PLEASE READ:

Click to View <https://qrco.de/bgkJWj>

Q & A for Landscaping

Questions from Homeowners

When will my leaves be picked up?

The HOA budgeted 3 leaf pick ups for this year. Leaf drop from our Live Oaks occurs during February and March with another drop in October. Round 1 pick up is in progress. There are 42 streets in Island Walk. It is a slow process, but Juniper will get to your street, Any remaining leaves will be picked up on Round 2 which will follow the completion of Round 1.

Why is my lawn not being mowed?

Mowing has resumed. Due to drought conditions it was placed on hold to help the turf retain much needed moisture.

When am I getting sod?

Sod installations were paused in November as we entered the dry season. If you were on the sod list, you will remain on it. If you feel you are in need of sod and wish to have it looked at, please contact islandwalklandscapecommittee@gmail.com As we get closer to rainy season yards will once again be assessed. Mother Nature rules. Let's hope she will be kind and send rain!

What's going on with irrigation?

Water for irrigation comes from our lakes which are actually stormwater retention ponds. Lake levels are seriously low. They are normally low at this time of year, but with the drought conditions we are in, they are much lower than normal. We need to be vigilant about watering, and unfortunately, had to limit the irrigation to once per week for front yards only. Please consider using your hose to sustain any dry plant material.

What is the status of plant installations?

You may notice HOA plantings being removed such as dying hollies, dead podocarpus, or old schilling hedges. The spots will remain empty for a bit, but they will be filled with fresh plants. We ask for your patience.



NOTICES

SOD INSTALLATIONS

Sod installations have been on hold since November. Due to our low lake levels we can not irrigate sufficiently. New sod requires daily watering, and currently irrigation is only running once per week for the fronts of homes.

Addresses already on the sod list will remain on the list. Once the sod program resumes all properties will be evaluated.

LEAF PICK UP

The second round of leaf pick up is still in progress. **PLEASE** after your street has been cleaned do not blow leaves that drop on your driveway into the street. Kindly bag and put out on recycling day.



E-BIKE SAFETY



Under Florida Statute and a county ordinance, here's what you need to know about riding an e-bike in Collier County:

- ◆ Any class of e-bike shall not pass 15 mph if riding on any sidewalk
- ◆ Any person under the age of 16 is prohibited from riding a class 3 e-bike
- ◆ All three classes may be operated on sidewalks, however, any cyclist over the age of 16 operating a class 3 e-bike is prohibited from using the sidewalk and must stay in the bike lane when available and must not exceed a max speed of 15 mph
- ◆ If an adult is operating an e-bike while accompanying a child or children under 16 years of age who are riding on the sidewalk, they too can lawfully ride on the sidewalk to not separate from the child and must not exceed a max speed of 15 mph
- ◆ Any person riding on the sidewalk or bike lane when approaching a school bus which displays a stop signal must come to a full stop. do not pass the school bus until the signal is not in use and it's safe to do so
- ◆ When riding on pathways located in parks and recreational areas, cyclist must yield the right of way to pedestrians and must deliver a warning before passing a pedestrian
- ◆ Operating an e-bike on a sidewalk when approaching a signalized intersection must obey pedestrian control signals before crossing. If approaching an intersection that does not have a pedestrian signal the cyclist must follow the intersection light signal indications for the parallel roadway traffic flow
- ◆ An e-bike that produces 750 watts of power is prohibited on the sidewalks, bike paths, and shared roadways in Collier County



ACC Guidance for Installing a French Drain System



- **Purpose:** A French drain directs water away from homes or areas where water collects.
- **Common Issues:** Some Island Walk properties experience drainage problems that can flood walkways and lanais or damage grass. Homeowners should consult **licensed and insured professionals** (landscape contractors, civil engineers, or excavation contractors) if these issues occur.
- **ACC Approval:** **ACC approval is required** before installing any drainage system and homeowners must follow the *ACC Requirements & Procedures for Drainage (Board approved 4-9-25)*. *A contractor diagram and plot plan showing location required.*

Key Installation Guidelines

- **Use qualified contractors** (landscape contractor, civil engineer)
- **Do not alter natural drainage patterns** without required approvals and written consent.
- **Lake setback:** No drainage systems on lake banks or within **10 feet of slopes leading to a lake**.
- **Pipe specifications:** Use **4–6 inch perforated, sleeved drainage pipes** to move water away from the home.
- **Proper termination:** Pipes must end in an **8"×8" or 12"×12" catch basin/drain box** on the homeowner's property, preferably in a landscaping bed and **at least 12 inches from the bed edge**. Above-ground pipes are not allowed.
- **Discharge restrictions:** Water may **not discharge into lakes, onto common property, or areas prone to erosion**.

Installation & Maintenance

- Pipes must be **backfilled with drainage rock and soil**, covered with **8–10 inches of compacted soil**, and finished with **sod level with surrounding landscape**.
- The worksite must be **cleaned of debris** after installation.
- **Homeowners are responsible for ongoing maintenance** and fixing any drainage problems that arise.

ACC Maintenance Tips – Keeping your Downspout Drain Clear



If you have a drainage system that channels water from roof gutters and downspouts away from the foundation, you are responsible for keeping it clear and functioning to prevent flooding or erosion.

You can clean it yourself or have the landscape contractor who installed it clean it. They will have the necessary tools.

Tools & Materials Needed

- Screwdriver - Shop vacuum (optional) - Hand cultivator
- Garden hose - Power auger (if needed) - Rubber drain bladder (if needed)

How to Clean a Yard Drain

1. Remove the Drain Grate
2. Clean Out Debris
3. Flush the Pipes
4. Reassemble Grates

How to Handle Tough Clogs – it is recommended to call a professional

Regular maintenance—prevents yard drain clogs, flooding, and water damage. If you install a drainage system you must obtain ACC approval.

COMCAST INFORMATION

Bulk Center of Excellence - Residents Direct Line: 833-501-1893

Text the words "On it" to 266-278 for an agent to call you directly!

Standard Customer Service: 800-934-6489

Comcast Escalation Procedure

What are resident's options when they have contacted the Comcast Center for Excellence (800/934-6489) several times and the same problem with Comcast TV or Internet still exists?

1. It is important the resident has contacted Comcast at (800/934-6489) **at least twice** and that Comcast attempted to fix the problem twice, but the problem still exists.
2. The resident should then send an email, with a subject line of "Comcast Escalation" to the front desk attendant (IslandWalkOffice@castlegroup.com) or visit the front desk with the following information:

Resident's Name:

Address:

Phone number:

Email Address:

Description of Problem:

Frequency of Problem:

Dates problem was called into Comcast: (800/934-6489)

Did Comcast Visit Home?

3. The resident's email will be forwarded to a special 2nd level Comcast escalation center.
4. Comcast will contact the resident within 2 business days, usually by phone, and determine a plan of action.
5. If the resident isn't contacted by Comcast within 2 business days or Comcast failed to resolve the problem the resident should contact the IW front desk.

LATEST RECORDINGS

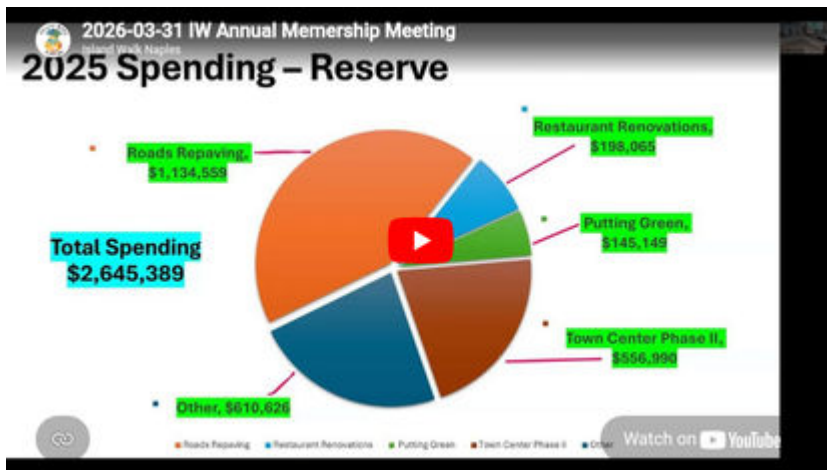
1. 2026-04-14 Roads Meeting Phase 2

<https://youtu.be/u28UjBtwEnY>



2. 2026-03-31 IW Annual Membership Meeting

https://youtu.be/TI_x57ZJr-0



3. 2026-03-25 Board Meeting Video

<https://youtu.be/TgJbwHFcSLw>



Juniper Update

WEEK OF APRIL 13TH, 2026

Irrigation:

Irrigation for community operating 1 day per week for residences and 3 days a week for annual zones. Commons areas remain off per instruction of the landscape committee.

Debris Pickup:

All acceptable debris picked up throughout the community as of 4/14/26.

For debris to be picked up, it needs to be placed at the street prior to the day of pick up; Andros Clockwise to Ossabaw placed Sunday, Island Pond Counter-Clockwise to Prescott placed Monday.

Arbor Queen Palms:

Queens- Anticipated completion 4/30/26 finished queens on exterior commons, both logan and VBR as well as entry. Then completed queen Elizabeth and ½ redonda.

IPM Cycle 4 of 12:

teams started common area sedge and IPM treatments on the west side.

Trim Teck (growth regulator) started Friday. Island pond, Jude island and Hatteras are the targets. (will update Monday as to how much was done by end of day Friday.

Mowing:

9 of 42 - Weekly mowing of property and exterior commons completed by end of day Friday. Mowing done at 5 inches until instructed.

Bed Weeds:

Start date 4/1/26 expected completion 4/30/26
Spray Crew #1 - Finished Hatteras to Dominica counter clockwise . Deep Weeding - Jude Island and Hatteras two-man team 2 days.

POST OFFICE INFORMATION

Hours: Monday - Friday 10am-2pm

Reminders!

CASH AND CHECKS ONLY

Post office no longer has a credit card machine.

Mail Carriers are still available to help you after 2pm please open your mailbox and call out for help.

Juniper In-Person Resident Meetings

Juniper is holding in-person meetings with
community residents on the

first Wednesday of every month

from 9am - 12pm to discuss all your
landscaping questions and concerns.

Residential Curbside Collection

Services Include:

- Twice-a-week Household Waste curbside collection.
- Once-a-week Recycling, Yard Waste, and Bulky Items collection.

Call (239) 252-2380 to schedule collection of appliances, electronics, standard vehicle tires, or vehicle batteries.



Cart Out By 6 a.m.

on collection day & removed by 6 a.m. the following day. Pick-up can occur any time from 6 a.m. to 6 p.m.

Space Carts & Materials

3ft apart from each other, mailboxes, and other obstacles.



Cart Repairs/Replacement

call (239) 252-2380 and follow prompts.

There will be **no curbside services** on Fourth of July, Thanksgiving Day, or Christmas Day.

There are **no make-up days**. If your collection falls on one of these holidays, your trash, recycling, bulky items and yard waste will be collected on your next scheduled day.

Collier County Residential Collections Services at Island Walk

Garbage	Wednesday
Recycle	Wednesday
Yard Waste	Wednesday
Bulk Waste	Wednesday
Garbage	Saturday

YARD DEBRIS PICK UP SCHEDULE


MONDAY - WEST SIDE	TUESDAY - EAST SIDE
<p>Andros Bermuda Charlton Drummond Eleuthera IW Circle SW Freeport Guadeloupe Hawkesbury Inagua Jarvis Kingston Lasquetii Maupiti Martinique Navassa Ossabaw Town Center Circle</p>	<p>Prescott Queen Elizabeth Redonda St George Tabago Trinidad Upolo Valentia Whidbey Exuma Yakobi IW Circle NE Zanzibar Bravada Anguilla Cayman Barbados Dominica Ellice Futuna Gilford Hatteras Jude Island Island Pond</p>

A small amount of vegetative debris* may be placed curbside in front of your property on the corner of the driveway or on the mulched area of the oak tree ring the evening before or by 7 am on the designated pick up day.

Please be respectful of your neighbors and store debris out of view until the designated day. Debris left out other than on the pick up day is in violation of IslandWalk rules.

On Wednesdays Collier County will pick up debris in paper yard waste bags (NO PLASTIC), in personal bins (up to 45 gal), or tied with twine in bundles no longer than 4 ft.

Acceptable



***Small amount of debris**



Unacceptable



Lawn Debris Do's and Don'ts

Don't leave large piles of debris for Juniper. Our contract does not provide for pick-up of large amounts.

Don't allow your private landscaper to leave debris behind after they have trimmed your trees or shrubs.




Do - put **small amounts** of lawn trimmings and fallen fronds at the street in front of your home on Monday or Tuesday. Juniper picks up the West side on Mondays and the East side on Tuesdays.



DO – use **PAPER ONLY LAWN WASTE BAGS** which are picked up on Wednesdays by the county (trash day)

LOST & FOUND ANNOUNCEMENT

If you lose your items, please contact the front desk or come in person to report the lost items. Our team will do their best to return your items safely and quickly.



CONTACT US



239-513-0045



islandwalkoffice@castlegroup.com

WELCOME NEW RESIDENTS

Our next New Owners Welcome Orientation is scheduled for **SATURDAY, APRIL 18th at 10AM** in the **Barbados Room** in the Town Center.

If you purchased a home within the last 6 months or have not been able to attend an orientation now is your chance.

Our Welcome Coffee orientations provide new residents with key information, an ability to meet other new residents and an opportunity to have their questions answered by Board members and management staff. You will receive a new resident information packet, and light refreshments will be served. The gathering lasts approximately 1 hour.

For planning purposes, please **RSVP to Kelly Daley before April 17th** at kdaley@castlegroup.com or call 239-513- 0045 if you plan to attend.

If you cannot attend the upcoming orientation, let us know so we can send you information on the next scheduled date.

Hope to see you there!
Communication Committee




Island Walk Garden Club

The Garden Club is dedicated to enhancing the beauty of our landscape.

We have been gradually adding orchids to the trees around the town center.

If you have an orchid that has stopped blooming and you wish to discard it, think of us instead. Donate the orchid(s) to us and we will hang them. Let it bloom from the trees for all to see.



Orchids that seem damaged, but still have a leaf, can be resuscitated.

Contact Michael Finkel, of the Island Walk Garden Club at Michaelfinkelmd@gmail.com when you are ready to donate your orchids.

Thank you for supporting the Garden Club

CONCUR STREET REPRESENTATIVES

Connect with your street reps!

To find out the information about your CONCUR street reps on your street, please click the link below

<https://iw-concur.com/MyCONCUR/>





From the Green

Take some time away from all the hustle and bustle of everyday life and come enjoy a peaceful escape at the Island Walk Putting Green, with scenic views stretching from the course to the lake and bridges beyond.

Activities include monthly Ladies' Social Event, bi-weekly Competitive Tournaments, along with **Open** use.

Since our last email, we have had several tournaments, and we just completed our first Annual Championships. See below for all the recent tournament results.

Open daily, except during organized events, the Putting Green is in excellent condition and beautifully landscaped. Features include nine numbered hole flags, five chipping pads, and an artificial long-grass bunker. Designed for all ages and skill levels, this recently rebuilt amenity offers both fun and challenge. Grab a putter (or chipper) and some golf balls and come out and enjoy the Putting Green.

Email Lists and Event Notifications

Interest in the Putting Green continues to grow. We currently have **125 people** on our Putting Green email distribution list. In addition, we maintain two specialized lists:

- **Ladies' Social Events**
- **Competitive Tournaments**

If you would like to be added to any of these lists, please contact **Marv Bomberg** at **iwputtinggreen@gmail.com**. Once added, you'll receive event notifications and can enter events simply by replying to the email.

Committee Members Wanted

The **Island Walk Putting Green Committee** is seeking additional homeowners with golf experience to help plan events and guide future improvements. If you are interested in volunteering, please contact Committee Chair **P. J. Stakelum** at pjsiibod@gmail.com.

Upcoming Events

- **April 23:** Competitive Tournament
- **April 30:** Ladies' Social Event
- **May 7:** Competitive Tournament

Event notifications with details for registering will be distributed through our email lists and the Island Walk Newsletter. A Friday Happy Hour event is being considered. Watch your email for more information on this.

Tournament Formats

Competitive Tournaments are open to adult men and women who enjoy friendly competition. Course setups may be a little more challenging to test your putting and/or short gameskills. A small entry fee is collected with 100% payback in the form of prize money.

Unless otherwise announced, all events are **team formats**, with teams randomly assigned just prior to the start of play. This approach helps level the playing field and encourages broader participation. You do **not** need to sign up with a partner to play.

So as to vary play from one tournament to the next, the **tee marker locations** are relocated on the green, thereby giving our putting green a different feel each time and adding to the fun.

Chip and Putt Events

In December, we introduced "**Chip and Putt**" events. While our traditional putting tournaments have consisted of 18 putting-only holes, our chip and putt events combine some par-3 chipping holes with some par-2 putting-only holes. A typical par-3 chipping hole starts with a chip from one of the chipping pads or the long-grass bunker, followed by two putts to hole out.

These **Chip and Putt** layouts are specifically designed to test short-game skills and have been a fun and popular addition to our tournament offerings.

Recent Tournament Results

Since our last update, participants have enjoyed a variety of putting and chip-and-putt formats, with layouts changing from event to event to keep play fresh and challenging.

February 12 – Two-Person Team Chip and Putt Competitive Tournament

This was an eighteen-hole tournament. On each hole, the lower score of the two golfers was recorded as the team score, and the sum of the eighteen-holes became the total team score with the low team score winning.

- 1st Place: David Riepe and Ray Milavsky – 37
- 2nd Place: Tommy Calandrella and Penny Miller – 38
- Honorable Mention: Lauren Essex and Ric Schultz– 39
- Honorable Mention: Eve Marinos and Dave Bamesberger– 39

February 26 – Two-Person Team “Match’em” Competitive Tournament

This was an eighteen-hole tournament. On each hole, both team golfers recorded their strokes from tee to hole. If the two scores were the same (i.e., they “matched”), then for the team score was the sum of the two scores less one stroke. If the two scores did not match, the team score was simply the sum of the two golfers’ scores. The team with the lowest score was the winner.

- 1st Place: Bill Chisum and Dennis Krilla – 70
- 2nd Place: Randy Solomon with Blind Draw – 72
- Honorable Mention: Tom Mozdziak and Hayes Wicker – 74

March 12 – Two-Person Team Best Ball – Alternate Shot Competitive Tournament

This was an eighteen-hole tournament. The first nine holes were played as a Best Ball format and the second nine holes were played as an Alternate Shot format.

- 1st Place: Marv Bomberg and Eve Marinos – 37
- 2nd Place (tie): Phil Grisaffi and Bill Whalen – 38
- 2nd Place (tie): P. J. Stakelum and Paul McHugh – 38
- Honorable Mention: Penny Miller and Stan Bates – 39

March 25 – March 28 Championship Tournament

The Championship Tournament was actually three different tournament events with each event consisting of 36 holes played over two days.

Event A Singles Putting Only:

- 1st Place: Tommy Calandrella – 76
- 2nd Place: Dave Bamesberger - 77
- 2nd Place: Roy Palanacki – 77
- Honorable Mention: Marv Bomberg - 78

Event B Two-Person Best Ball Putting Only Event:

- 1st Place: Dave Riepe and Jack Hanlon – 72
- Honorable Mention: P.J. Stakelum and Dave Bamesberger - 75

Event C Singles Chip and Putt:

- 1st Place: Dave Bamesberger – 93
- 2nd Place: Marv Bomberg - 96
- Honorable Mention: Roy Palanacki - 100

Island Walk Men’s Golf League

In addition to Putting Green activities, Island Walk also sponsors a **Men’s Golf League**. From January through April, league matches and tournaments are held at **Stoneybrook Golf Course in Estero**. During the remainder of the year, league golfers play weekly at courses throughout Collier and Lee Counties.

For more information, please contact **Dave Riepe** at davidriepe@yahoo.com.

See You on the Green!

New faces continue to show up at the Putting Green. This is a great time to get involved, meet neighbors, and enjoy Island Walk’s newest community amenity. Whether you’re playing, volunteering, or cheering others on, we hope to see you soon on the Putting Green!

Check out the photos below and see why so many residents are enjoying the Green.

